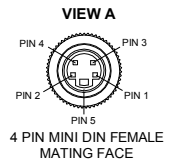
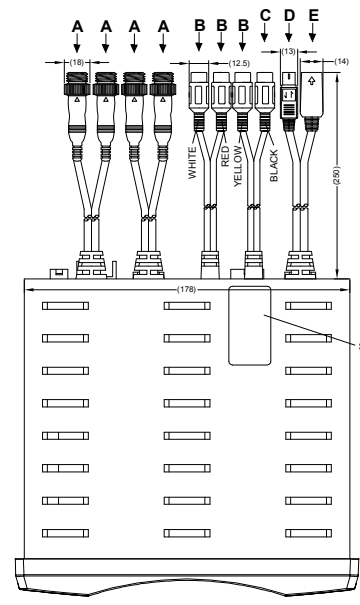


Revision Notes.			
1. SERIAL NUMBER LABEL ADDED.			
Checked By: L.B	Approved By: S.M	Date Released: 20/07/12	
2. SERIAL NUMBER LABEL REFERENCE UPDATED.			
Drawn: J.N	Checked: L.B	Approved: J.N	Date: 24/07/12



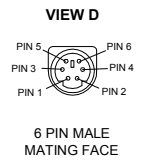
PIN #	DESCRIPTION
1	VIDEO
2	+12VDC
3	NOT USED
4	AUDIO
5	GROUND



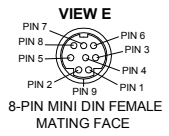
PIN #	DESCRIPTION
1	AUDIO
2	GROUND



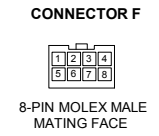
PIN #	DESCRIPTION
1	VIDEO
2	GROUND



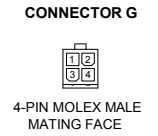
PIN #	DESCRIPTION
1	NOT USED
2	RX
3	GROUND
4	TX
5	NOT USED
6	+5VDC



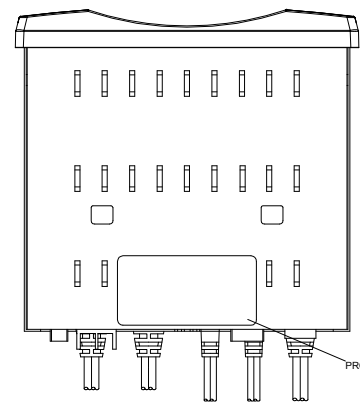
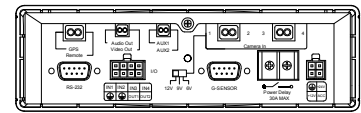
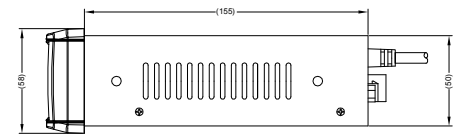
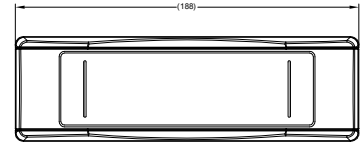
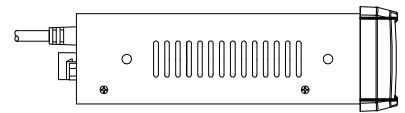
PIN #	DESCRIPTION
1	+5VDC
2	GND/SHIELD
3	DATA
4	DATA
5	+5VDC
6	VIDEO
7	AUDIO
8	DATA
9	GND/SHIELD



PIN #	DESCRIPTION
1	TRIGGER 1
2	TRIGGER 2
3	TRIGGER 3
4	TRIGGER 4
5	GROUND
6	GROUND
7	SWITCHED GND
8	SWITCHED GND



PIN#	DESCRIPTION
1	GROUND
2	+24V
3	+12V
4	IGNITION +12/24V



- NOTES**
- NOT BACKWARDS COMPATIBLE WITH ORIGINAL MCU-304-XXX.
  - FOR PRODUCT LABEL REFER TO LATEST REVISION OF DRAWING: BE-001606-XX-11.
  - FOR SERIAL NUMBER LABEL REFER TO LATEST REVISION OF DRAWING: BE-002124-XX-12.
  - REAR FIRMWARE VERSION V1.05 TO BE PRELOADED TO DEVICE DURING MANUFACTURE.

**PROPRIETARY NOTICE**  
 THIS DESIGN AND TECHNICAL INFORMATION APPEARING ON THIS DRAWING IS THE PROPERTY OF BRIGADE ELECTRONICS, AND IS DISCLOSED IN CONFIDENCE. IT IS NOT TO BE COPIED, REPRODUCED, REVEALED TO OR EXPROPRIATED BY OTHERS, EITHER IN WHOLE OR IN PART WITHOUT THE EXPRESS WRITTEN CONSENT OF BRIGADE ELECTRONICS.



Assembly Pl Approval J.SHIH - 02/01/12	Approved by D.KERAI	Checked by M.BUTLER	Released 21/03/12	Drawn by J.NEWMAN
Angle of Projection 	Units mm	Scale N/A	Status RELEASED	Assembly Ref CQ3065RAA
	Stock Code 2798A		MDR-304A-DS BE-001862-02-11	